

# ELECTRIC CAR CHARGING POINTS



At **Chiswick Park Enjoy-Work**, we think of **CSR as Enjoying-Tomorrow** because it neatly sums up our approach to caring for the environment and making a **positive difference to our communities**.

The **transport sector** is the fastest-growing contributor to climate change, accounting for **23% of global energy-related CO2 emissions**. We believe that we have a major role to play in driving the uptake of electric vehicles and providing charging infrastructure to **help improve air quality in London**.

We have **installed several electric charging points** on the campus which can be used by Guests of the campus. There are some additional charging points in the under crofts of some buildings, however these have been installed by Guest Companies working within those buildings and are for their private use only.




How many charging points do you have available for Guest use?

What charging points do you have?

Where are the charging points located?

There are **6** electric car charging points within the allocated spaces here on the campus.



The charger is a **Type 2 Socket 7.2kw.**



There are charging points on **both the east and west hand side** of the Campus, in the external car parks

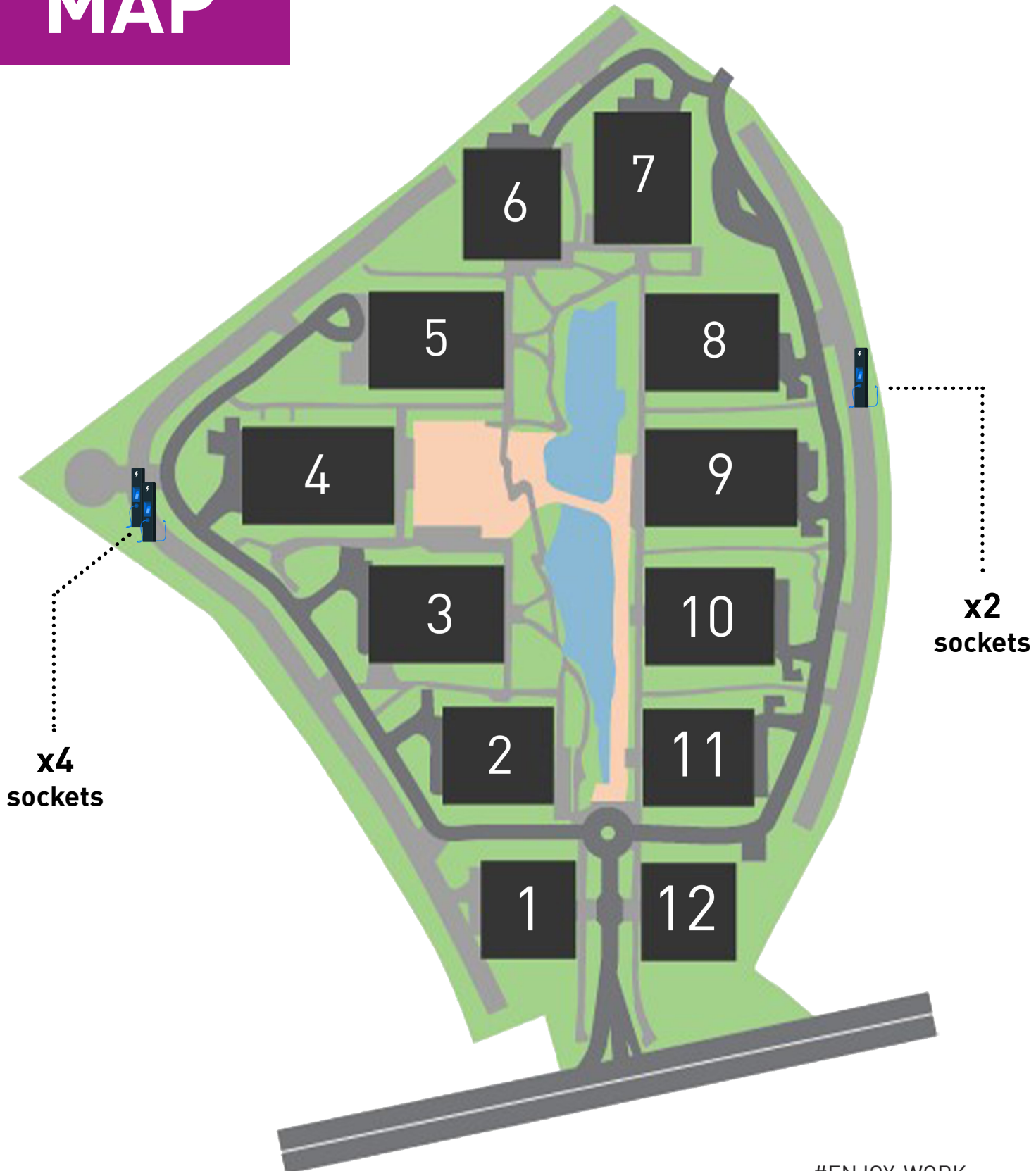


#ENJOY-WORK  
TOMORROW

# ELECTRIC CAR CHARGING POINTS



## MAP



Who can use these charging points?

These are available for use **if you have access to our external car parks** (excluding external Virgin Active gym members).

Can I pre-book a bay to use the electric car charging?

These bays are allocated on a **first come, first served basis.** You cannot pre-book a space.

How long does it take to fully charge my vehicle?

It depends on the speed of the charger installed, the battery capacity of the car and your vehicle's on-board charging rate. For a fully electric vehicle such as a Nissan Leaf we estimate a charging time of **3-4 hours** for our 7kW charger.

Can I leave my car there all day?

We have fast charging points installed on site, to allow as many Guests as possible to make use of the service. Once your car is **fully charged**, you will be **required to move it from the bays.**

Do I need to register with anyone to use the charger?

Yes, you will need to **set up an account with Charge Master** at **bpchargemaster.com** You will also need to inform the Chiswick Park Enjoy-Work Security team for them to permit you access to the car park; see below for more details.



## HOW WILL I GET ACCESS IN TO THE CAR PARK?

Please contact your Guest Experience Host in your building and inform that you would like to use the Electric Car Charging Point, providing your vehicle registration number, name, and Guest Company. This information will then be submitted to our Security Control Room.

On the day of your scheduled arrival, at the car park barriers, please press the call button, and the team will be able to permit you access through the car park barriers. Please note, this does not guarantee you a bay at the charging point as they cannot be pre-booked.



#ENJOY-WORK  
TOMORROW

# HOW DO I CHARGE MY VEHICLE?

## BEFORE you begin:

- Ensure both socket doors are firmly shut
- Ensure both lights are blue
- If a vehicle is already charging on the charge point, the socket lights will show green
- Ensure that the unit is safe to use



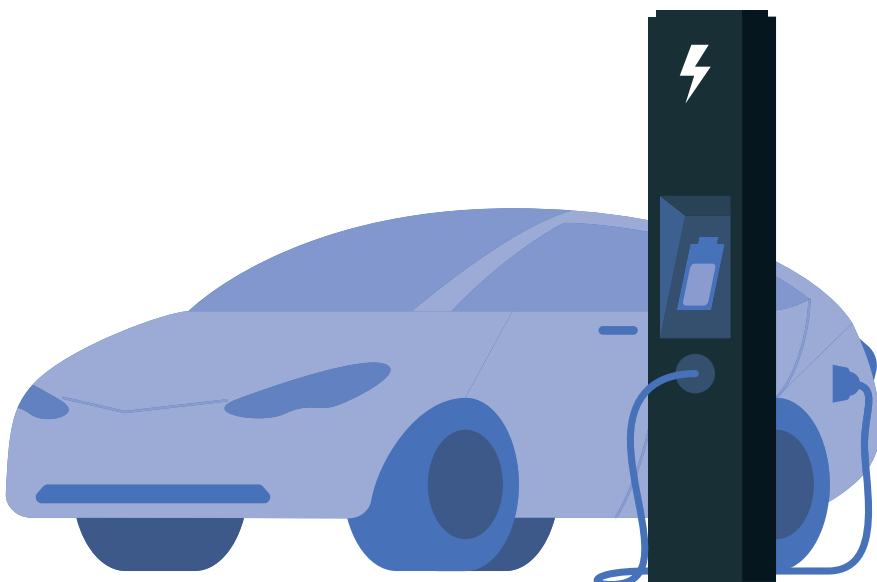
## To **START** charging:

- Present your RFID card on the red target situated above the screen
- The screen will display a green tick
- The screen will state 'Connect vehicle to either socket'
- Connect your cable to the appropriate socket
- Once the unit has recognised that you have connected your cable, the unit will lock your cable into place and the lights will change from flashing blue to green
- If one socket is already in use by another customer, the unit will instruct you to plug into the other socket
- In the bottom corner of the screen, it will state 'Charging' and the top corner of the screen will display the energy provided
- Your vehicle is now successfully charging.



## To **STOP** charging:

- Present your RFID card on the red target - The screen will display a green tick
- The socket door will open and you will be instructed to 'Disconnect vehicle and close flap'
- At this point, the lights will begin to flash green
- Remove the cable from the charge point and close the socket door
- The lights will change from flashing green to a solid blue
- You have now finished charging
- Disconnect your charge cable from the vehicle and stow



To register with **Charge Master** you can either download an app or subscribe to:

<https://www.polarinstant.com/>  
<https://polar-network.com/>

What is an **RFID card**?

This is the card issued to you once you've registered and allows you to access Charger Points.

#ENJOY-WORK  
**TOMORROW**